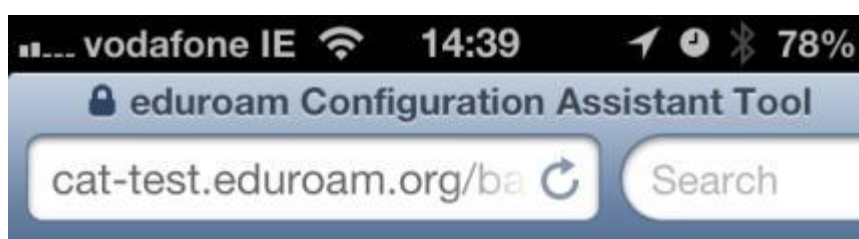


Connecting to eduroam on an Apple device

The URL for eduroam installers is: <https://cat.eduroam.org/>

- You will be presented with a page like this.
- Select **Galway-Mayo Institute of Technology** from the list.



This is a service under preparation, do not expect it to  work.

eduroam CAT

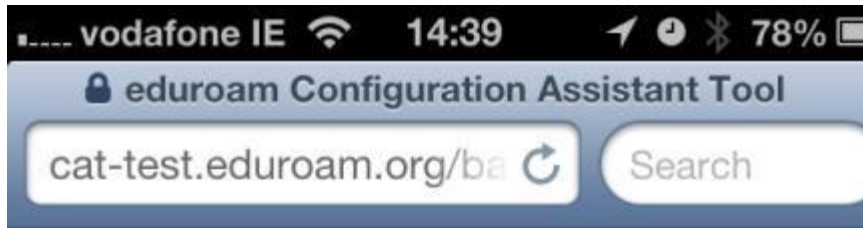
Change country ▾


View this page in [Català](#) [Deutsch](#) [English\(GB\)](#) [Español](#) [Français](#) [Hrvatski](#) [Italiano](#) [Polski](#) [Slovenčina](#) [Slovenščina](#) [Srpski](#)

Your choice: Ireland

Select your institution ▾

- Choose the Apple Device



This is a service under preparation, do not expect it to work. 

eduroam CAT

View this page in [Català](#) [Deutsch](#) [English\(GB\)](#) [Español](#) [Français](#) [Hrvatski](#) [Italiano](#) [Polski](#) [Slovenčina](#) [Slovenščina](#) [Srpski](#)

Your choice: Ireland; Galway-Mayo Institute of Technolog

Staff and Students

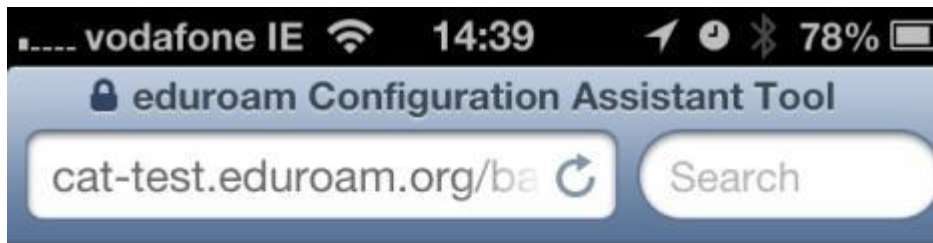
If you encounter problems you should ask for help at your home institution

Email: helpdesk@gmit.ie

Choose an installer to download

- [MS Windows 8](#)
- [MS Windows 7](#)
- [MS Windows Vista](#)
- MS Windows XP SP3 - **not available with settings provided by your institution**
- [Apple Mac OS X Mountain Lion](#)
- [Apple Mac OS X Lion](#)
- [Apple iOS mobile devices](#)
- [Linux](#)

- If Apple IOS mobile device is chosen, a prompt to install will be given.



This is a service under preparation, do not expect it to work.



eduroam CAT

View this page in [Català](#) [Deutsch](#) [English\(GB\)](#) [Español](#) [Français](#) [Hrvatski](#) [Italiano](#) [Polski](#) [Slovenčina](#) [Slovenščina](#) [Srpski](#)

Your choice: [Ireland](#); [Galway-Mayo Institute of Technology](#); [Eduroam Config tool](#)

Download installer for
Apple iOS mobile devices

If you encounter problems you should ask for help at your home institution

Email: helpdesk@gmit.ie

eduroam CAT - Release CAT-1.0 © 2011-12 DANTE Ltd. on behalf of the GN3 consortium

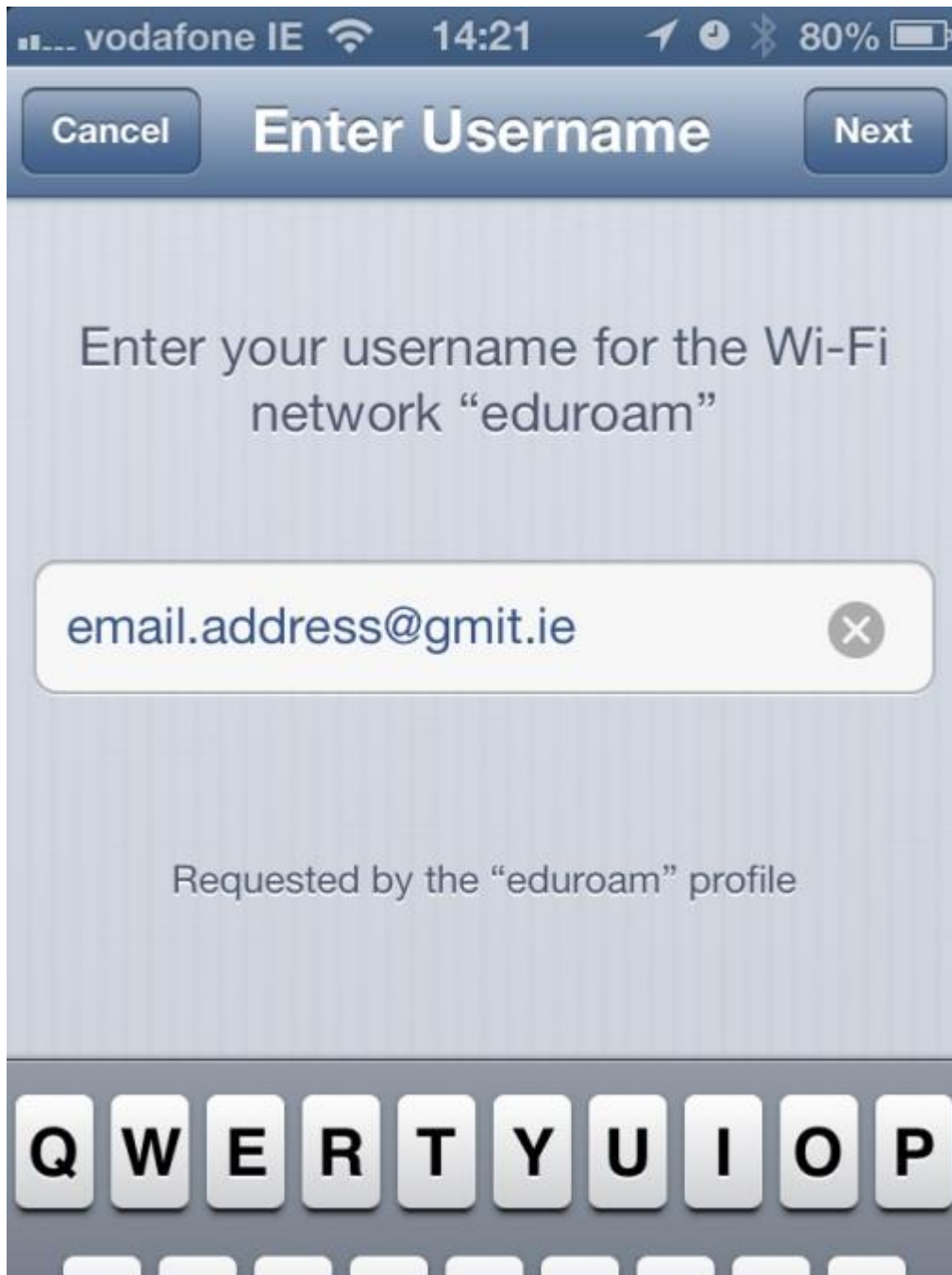
- Once downloaded, a prompt to install will be given, choose **Install**.



- A prompt to install a root certificate is given, choose **Install Now**.



- A prompt to provide user credential is given, **enter as appropriate.**



When requested enter your credentials:

Username in the format: [Email address@gmit.ie](#)

If you are a staff member enter: [firstname.lastname@gmit.ie](#)

If you are a student enter: student [id@gmit.ie](#)

Password is the **same** as the one used for all network resources.